

WHM

WALL VENT

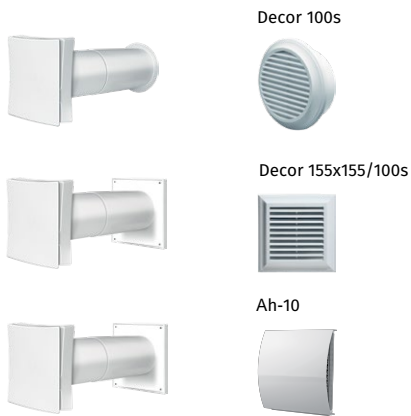
Features

- For the mounting in external wall in the room
- Provides steady fresh air intake
- Supplied with a dust G3 filter
- Manual adjustment of effective cross section Easy
- maintenance
- Equivalent area 3580 mm²



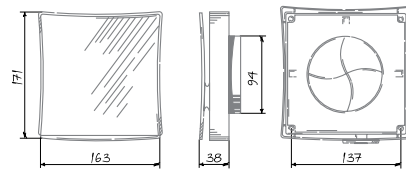
Modifications

Decor – with external white grilles.
Decor – with external colour grilles available upon request.



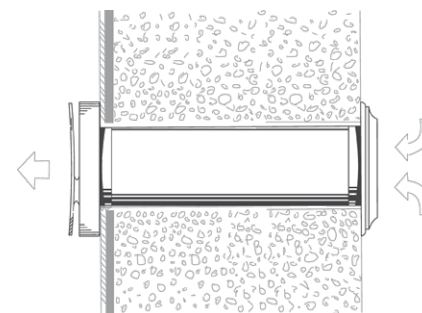
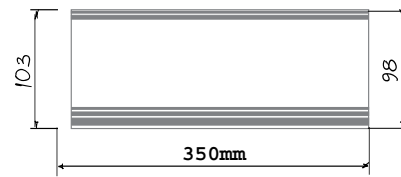
Overall dimensions [mm] and mounting

Internal grille



External grille (plastic)

Duct (sold separately)



Technical data

