

WHM

Use

- Wall vent for natural supply ventilation

Application

- Residential premises
- Flats, cottages
- Utility spaces

Features

- For the mounting in external wall in the room
- Provides steady fresh air intake
- Supplied with a dust filter
- Available with a coal filter (supplied separately)
- Manual adjustment of effective cross section
- Easy maintenance
- Telescopic duct

Modifications:

WHM 100 DR – with a round external grille



WHM 100 DQ – with a square external grille



WHM 100 DK – with a ventilation hood



WHM 100 DS – with a stainless steel ventilation hood



External grille colour modifications:



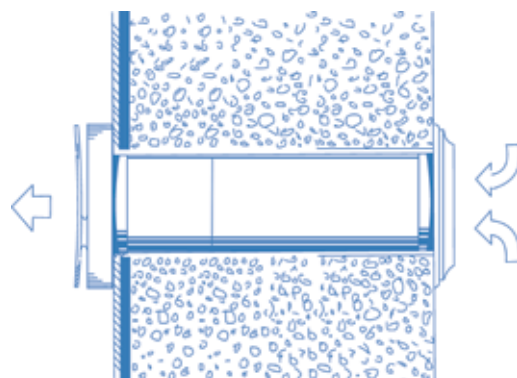
White



Brown

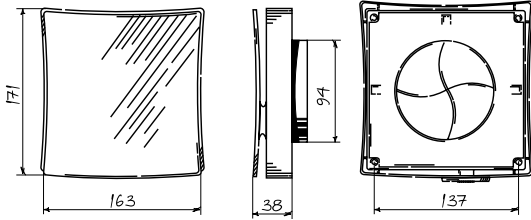


Grey

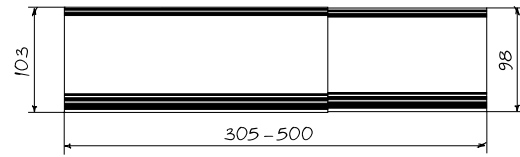


■ Overall and mounting dimensions

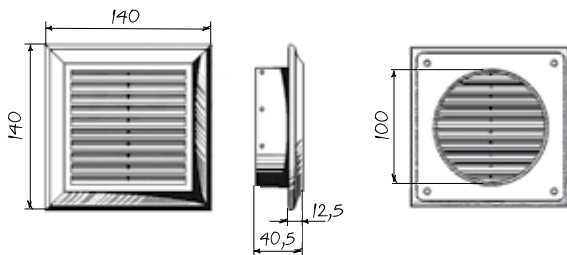
External grille



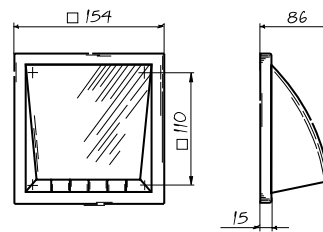
Telescopic duct



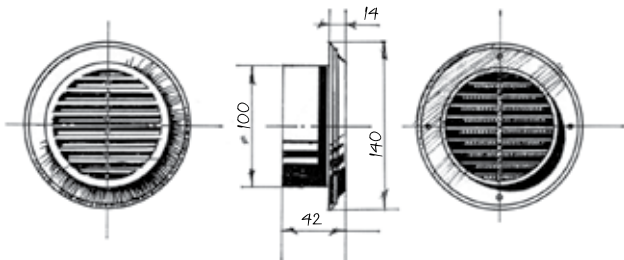
Square external grille



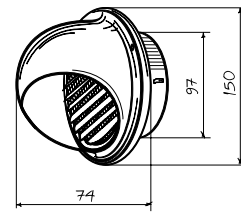
Plastic ventilation hood



Round external grille



Stainless steel ventilation hood



■ Technical data

